

Oregon Water Resources Department

REQUEST FOR WRITTEN APPROVAL TO USE CONSTRUCTION METHODS NOT INCLUDED IN OREGON ADMINISTRATIVE RULES 690-200 THROUGH 690-240

Before request can be considered, the following must be answered. Requests shall be submitted to the Well Construction Specialist, Water Resources Department. Requests may also be considered by the appropriate Regional Manager.

Date of request: 3/20/98

Bonded Well Constructor (name, license and mailing address): Jim Mack SR

Bandon Well & Septic Co inc

(1) Location of Well: NE 1/4 SE 1/4 of Section 31, Township 27
Range 14, T400 N005 County.

Address at well site: West End of Randolph Rd

(2) Start Card Number(s): 3055 #ID L10848

(3) Name and Address of Land Owner: Michael KESER

2450 N. Lakeview Chicago, IL 60614

(4) The distance to the nearest well, septic tank or drainfield (if water supply well):

Water Well 150' +/-

(5) The unusual conditions which necessitate this request: The well will be

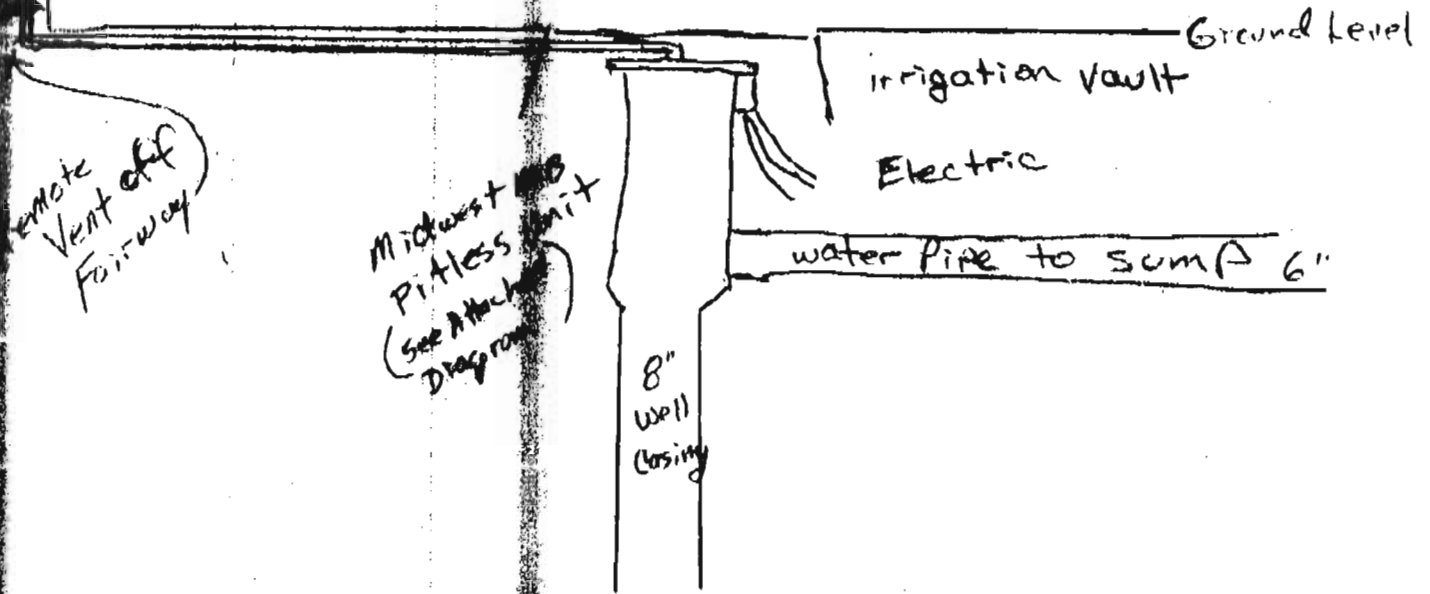
located in the middle of the Fairway and

owner would like Under-ground Completion

(6) The proposed construction methods that the well constructor believes will be adequate for this well (attach additional pages if needed)

We would recommend installing a Midwest MB
Pitless adapter unit (see Attached) and running a
Remote Vent out of the way. Covering the unit
with a Flush Irrigation Box

(7) Diagram showing the pertinent features of the proposed well design and construction (attach additional pages if needed)



PLEASE NOTE:

- (1) If approved, all other phases of well construction must comply with the appropriate standards described in CAR 690-200 through 690-240.
- (2) If it should be determined at some future date that the well, due to its construction, is allowing groundwater contamination, waste or loss of artesian pressure, the undersigned shall return to the site and rectify the problem.
- (3) If verbal approval was granted, a written request must be submitted to the Department either within three (3) working days of the date of verbal approval or prior to the completion of the associated well work. Failure to submit a written request as described above may void prior approval.

I have read and understand the above information. I further attest that the information provided is accurate to the best of my knowledge.

Bonded Constructor Signature: *Jim Mack Sr M & W C #1493*

For Water Resources Department Use Only

Date: *3-23-98*

Approved by: *[Signature]* Denied by: _____

Remarks: _____ revised: 4-96

B a n d o n D u n e s

To: Jim Mack, Bandon Well & Septic
From: Peter Simon
Subject: Bandon Dunes, North Irrigation Well

February 25, 1998

In 1997 an irrigation well was installed north of #3 Fairway. The installation was made with an above grade discharge because it was not proximate to the playing area.

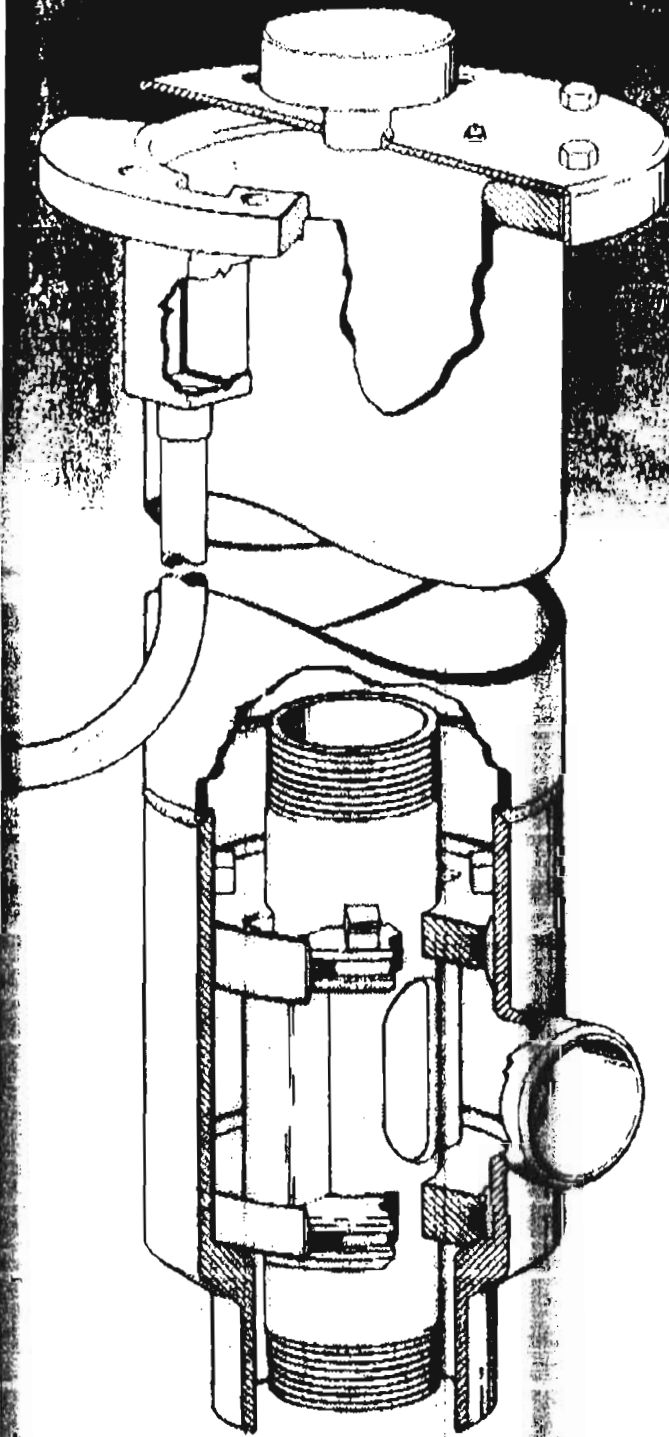
As a result of planning sequences, #3 fairway has shifted to the north, and consequently the well now resides specifically in the playing envelope. Recognizing this condition, we need to arrange for a below grade discharge. Additionally, for both aesthetic and safety reasons (tripping, mowing hazard) we request there not be any above grade structures. We will install the required drainage and venting provisions in accordance with your recommended technique.



Simon,

Peter Simon

MODEL MB PITLESS UNIT

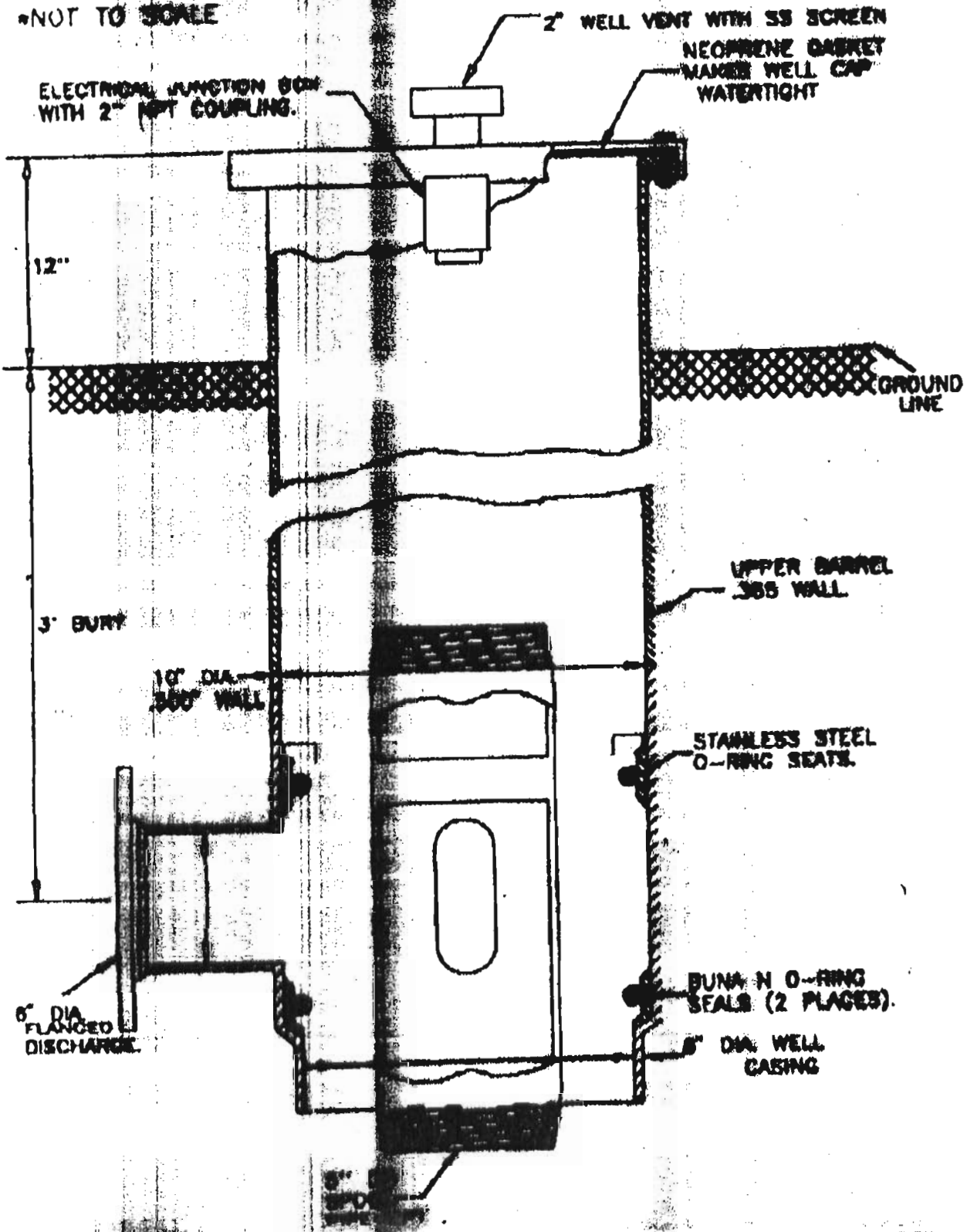


The Model MB offers a rugged, sporty design with a wide selection of colors, finishes, and accessories.

- Durable, FDA approved coating and seal.
- Rugged construction with stainless steel spool and O-ring seats.
- Durable FDA approved coating for protection.
- Available as a complete bury unit or in "kit" form.

Midwest MAASS Model MB' Pitless Vent

•NOT TO SCALE

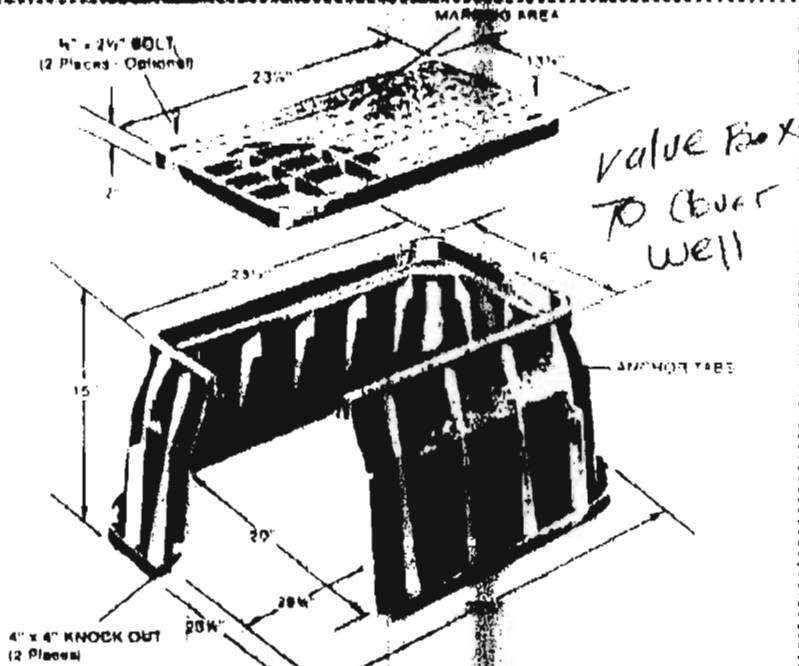


UNITED PIPE SUPPLY CO.

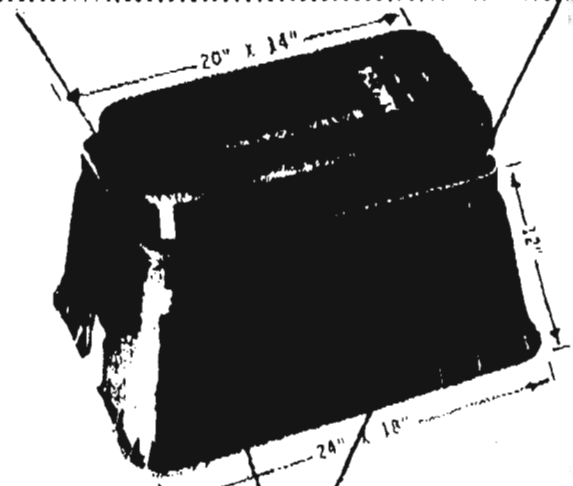
NE (503) 888-8811 PORTLAND (503) 288-8271 WEDFORD (503) 778-8721 BEND (503) 387-9311 TIGARD (503) 639-7473 SALEM (503) 588-2
 SEATTLE (206) 231-8039 TACOMA (206) 272-8885 WENATCHEE (509) 662-7128 SPOKANE (509) 483-4552 LYNNWOOD (206) 743-3700

LARGE VALVE BOXES

SUPER JUMBO BOX E5-6



JUMBO BOX E5-5



6" JUMBO EXTENSION - 5 1/4 lbs

As shown, the 6" extension is the only one available for the Jumbo box. No extension pieces for the Super Jumbo box.

| ITEM NO: | DESCRIPTION | SHIPPING WGT. Lbs |
|----------|------------------------|-------------------|
| 015788 | JUMBO BOX COMPLETE | 17.3 |
| 015782 | JUMBO BOX ONLY | 11.3 |
| 015799 | JUMBO COVER ONLY | 6.0 |
| 015791 | JUMBO 6" EXTENSION | 5.75 |
| 016231 | SUPER JUMBO BOX COMPLE | 27.0 |
| 016238 | SUPER JUMBO COVER ONLY | 8.0 |
| 016228 | SUPER JUMBO BOX ONLY | 19.0 |

Valve boxes on these pages are constructed of plastic material. Lids & covers are not traffic bearing.

Inquire about larger and roadway boxes not illustrated here.

Our Waterworks dept. stocks concrete boxes in comparable sizes.

Try the friendly

page no.
5-7

guys at United

KMS 10/90