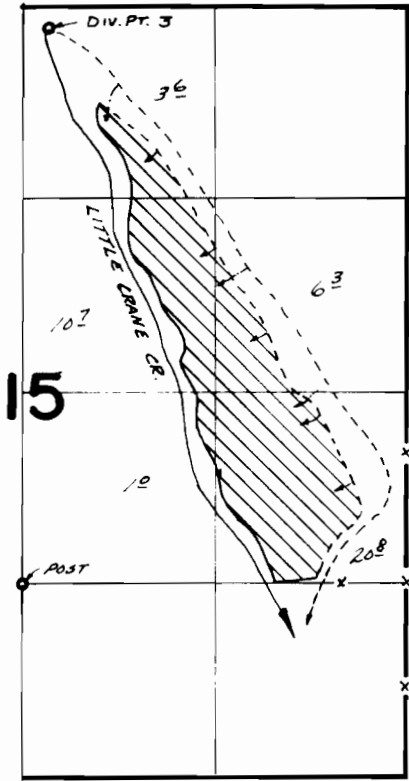


T.25S. R.35E.W.M.

T.24 & 25S. R.35E. W.M.






POINTS OF DIVERSION:

- DAM - 1050'S & 400'E From VW Cor. SEC. 27
- DIV. PT. 1 - 1080'S & 1620'W From NE Cor. SEC. 28
- DIV. PT. 2 - 250'S & 300'E From NW Cor. SEC. 34
- DIV. PT. 3 - 150'S & 160'E From N1/4 Cor. SEC. 15

FINAL PROOF SURVEY

UNDER

APPLICATIONS R-37250 PERMITS R-4580
 37251 30444 - 
 R-43979 R-5065
 43980 32859
 46431 34691 - 

 Cert. 6933

IN THE NAME OF

R.H. EMMERSON & SON

SURVEYED OCT. 20, 1977 BY L.H. NUNN

