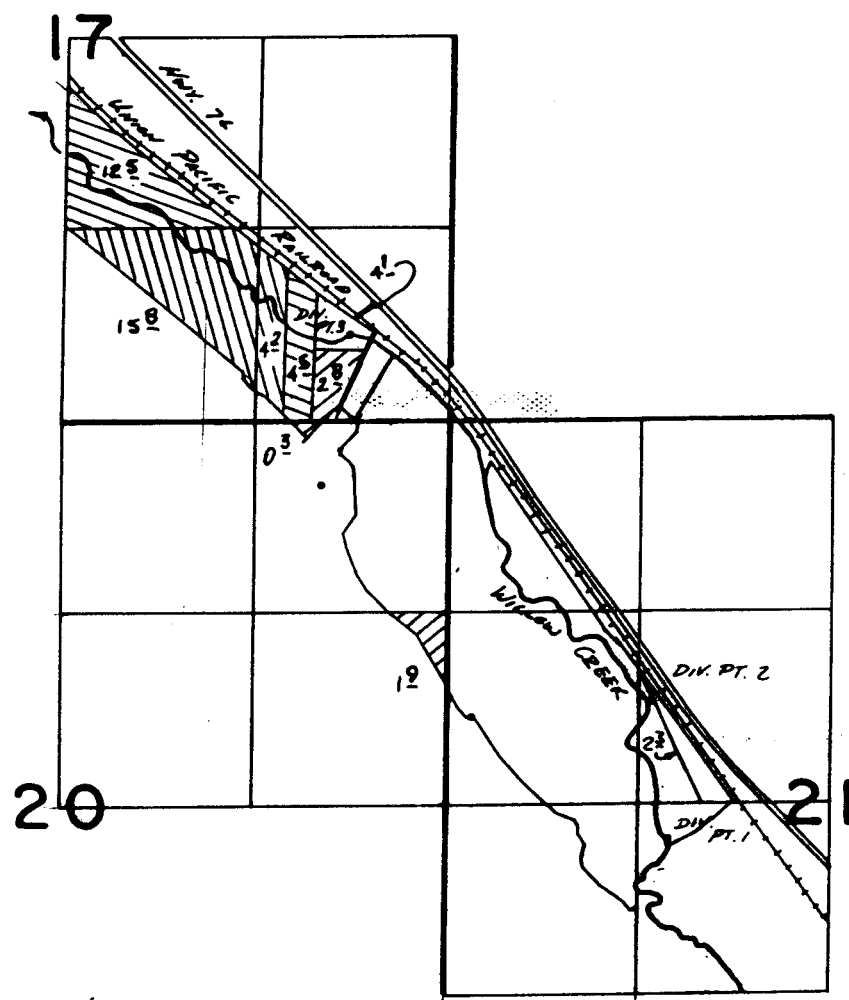


T3207




T. 2S., R. 26E., W.M.



DIV. PT. 1 240'S & 1120'W FROM CENTER SEC. 21
 DIV. PT. 2 1980'S & 1490'E. FROM NW COR. SEC. 21
 DIV. PT. 3 600'N. & 600'W. FROM SE COR. SEC. 17

FINAL PROOF SURVEY UNDER

TRANSFER 3207

-  1891
-  1884
-  1889

IN NAME OF

MRS. ANNA GRAHAM

Surveyed Oct. 11, 1982, by K.L. CANEKA

0.29 0.000