


3.6-W-1954 ✓
10-1892 ✓
0.5-W-1955 & S ✓

0.9-W-'54 ✓
1.5-W-1955 & S ✓

6-W-1952 ✓
6-S-W-'53 ✓

13

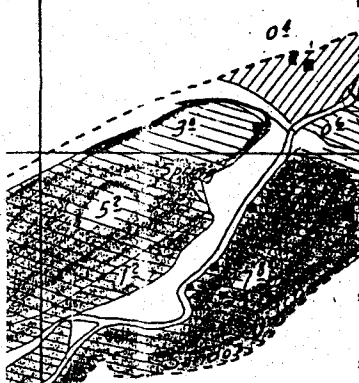

3.8-1855 ✓
0.2-1898 ✓
6.1-W-1954 ✓



1.1-1955 ✓
2.2-1856 ✓
1-1956 ✓
5.2-1953 ✓-W
2.5-W-1954 ✓
9.1-W-1955 & S ✓

2.0-1854 ✓
0.2-1856 ✓
3.6-1856 ✓
23.1-W-1955 & S ✓

4.5-1856 ✓
8.4-W-1952 ✓
8.4-S-W- ✓



10-W-1955 & S ✓
4.2-W-1954 ✓
2.4-1953 ✓-W
2.3-1856 ✓
3.0-1855 ✓

27.8-W-1955 & S ✓
2.1-1856 ✓
1.7-1856 ✓

5.9-1850 ✓
0.2-1854 ✓
4.2-1856 ✓
2-S-K ✓
20.6-W-1952 ✓
20.6-S-W-'53 ✓

20.5-W-1954 ✓
0.1-W-1954 ✓
9-1855 ✓
5.2-1855 ✓
3.8-W-1953 ✓

