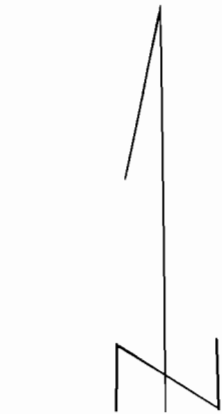
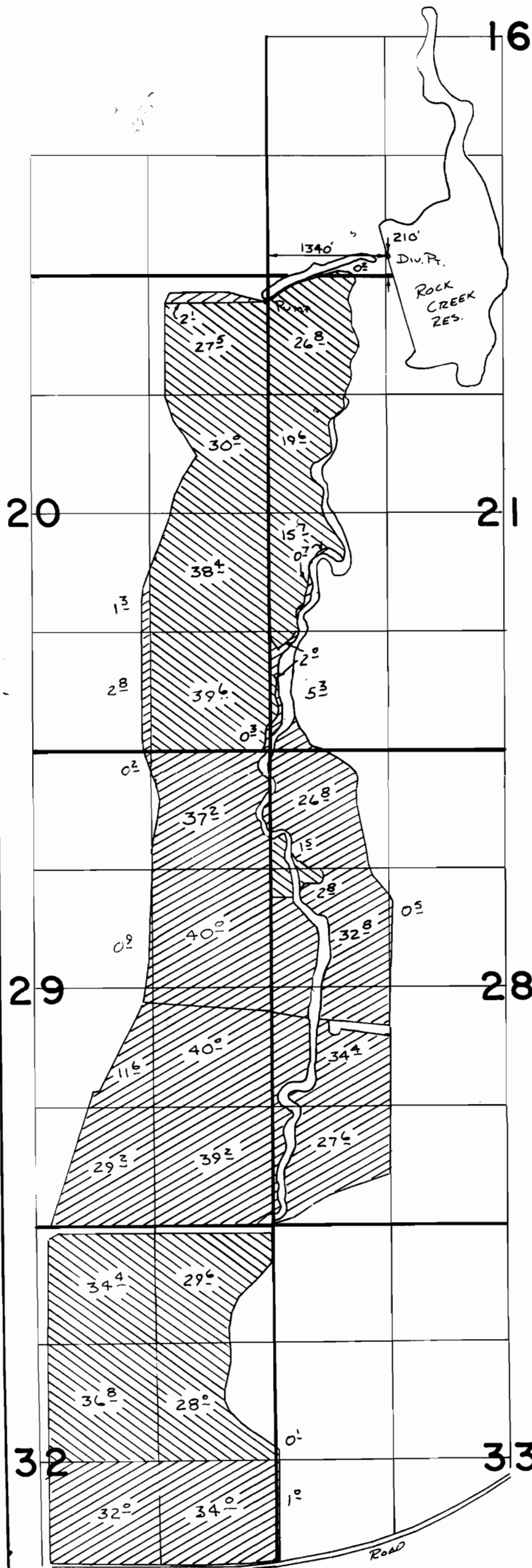






T. 22S.,
R. 33E.
W. M.



Scale 1" = 1320'

-  - SUPPL P# 44659
-  - SUPPL P# 46002
-  - PRIM P# 44659
-  - SUPPL P# 46002

FINAL PROOF SURVEY
UNDER

APPL. R-24221	PER. R-7989
24227	44659
R-61128	R-8305
61129	46002

IN NAME OF

JOHN C. & JOYCE A. LAGLER

Surveyed 5-7-1988 by D. SALELN