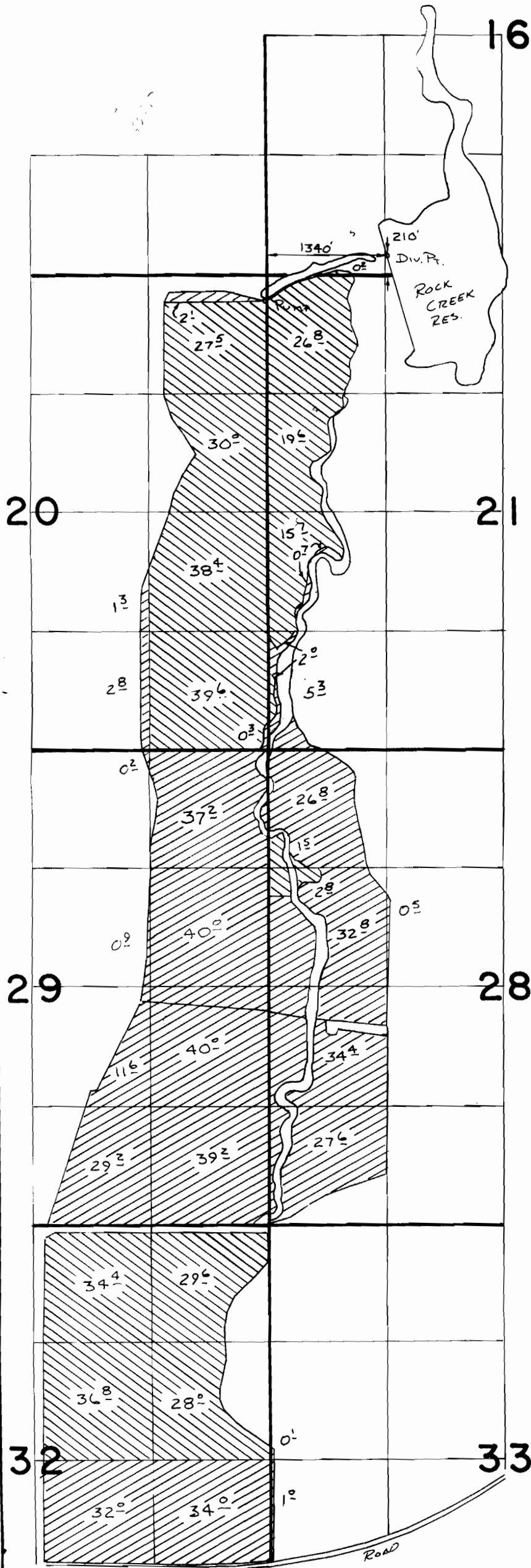






T. 22S.,
R. 33E.
W. M.



Scale 1" = 1320'

-  - SUPPL P# 44659
-  - SUPPL P# 46002
-  - PRIM P# 44659
-  - SUPPL P# 46002

**FINAL PROOF SURVEY
UNDER**

APPL. R-24221
24227
R-61128
61129

PER. R-7989
44659
R-8305
46002

IN NAME OF

JOHN C. & JOYCE A. LAGLER

Surveyed 5-7-1988 by D. SALELN