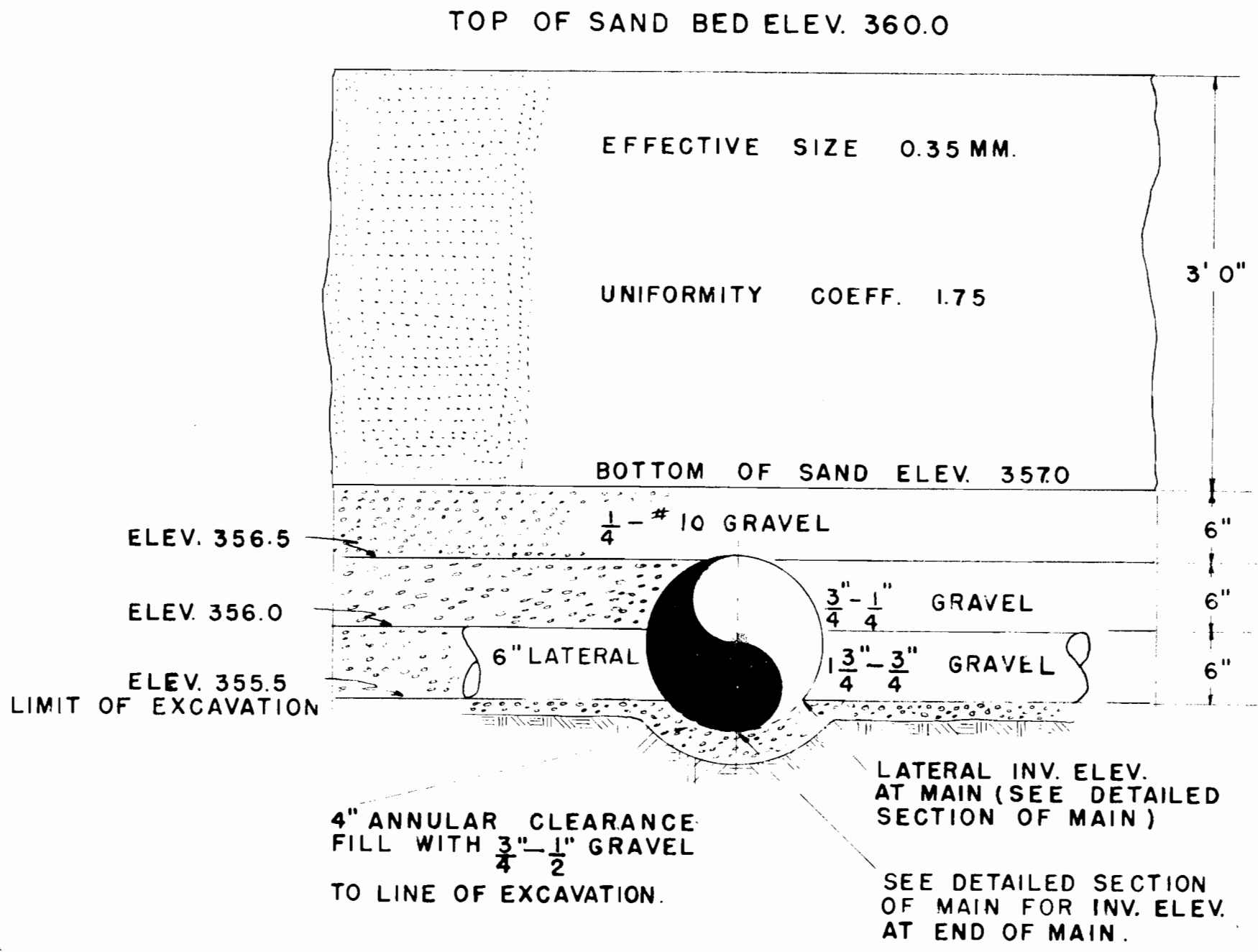
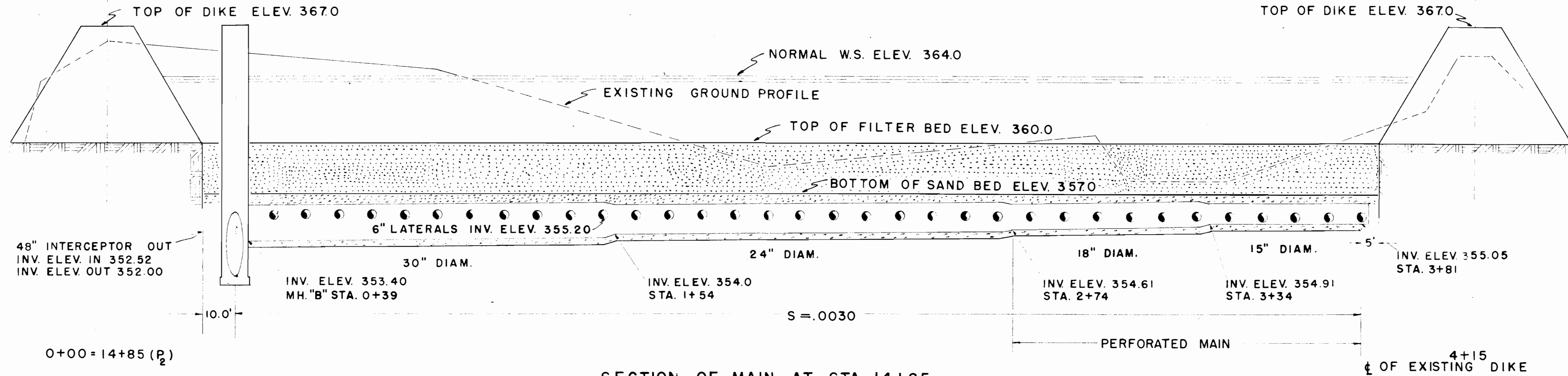


SECTION OF MAIN AT STA. 13+00  
SECTION A-A

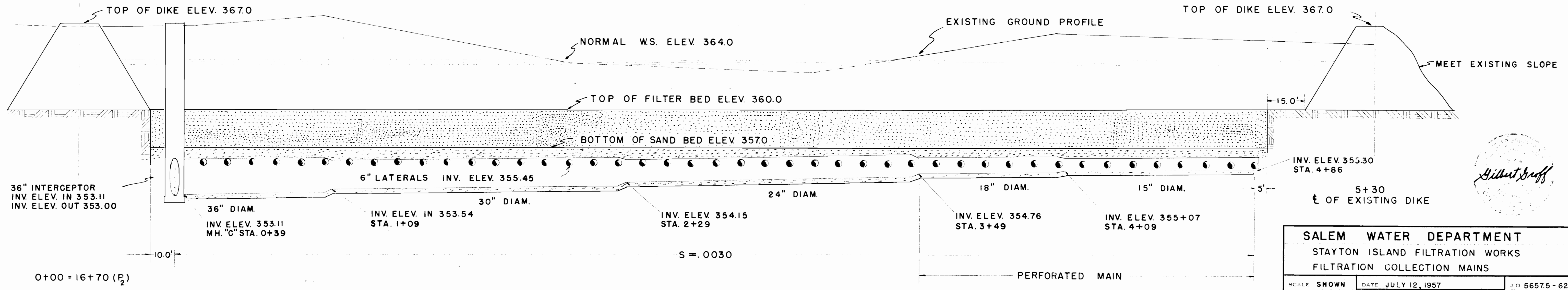


TYPICAL END SECTION OF COLLECTION MAIN  
SCALE: 1" = 1'0"

- NOTE:
- (a) ALL LATERALS SHALL BE 6" DIAM. SPACED ON 10 FT. CENTERS.
  - (b) ALL PIPE SHALL BE LAID WITH PERFORATIONS ON THE LOWER HALF.
  - (c) SEE SHEET 13 FOR MANHOLE DETAILS.
  - (d) ALL MAINS SHALL BE PERFORATED AS REQ'D. IN SPECIFICATIONS.



SECTION OF MAIN AT STA. 14+85  
SECTION "B"-B



SECTION OF MAIN AT STA. 16+70  
SECTION "C"-C

SALEM WATER DEPARTMENT		
STAYTON ISLAND FILTRATION WORKS		
FILTRATION COLLECTION MAINS		
SCALE SHOWN	DATE JULY 12, 1957	J.O. 5657.5-626
DRWG. R.T.	CLARK & GROFF ENGINEERS	SHEET
DSGN. R.T. & G.G.	3240 TRIANGLE DRIVE	NO.
CHKD. G.G. & L.A.C.	SALEM, OREGON	OF 17

SCALE  
HORZ. 1" = 20'  
VERT. 1" = 4'

*Gilbert Groff*