
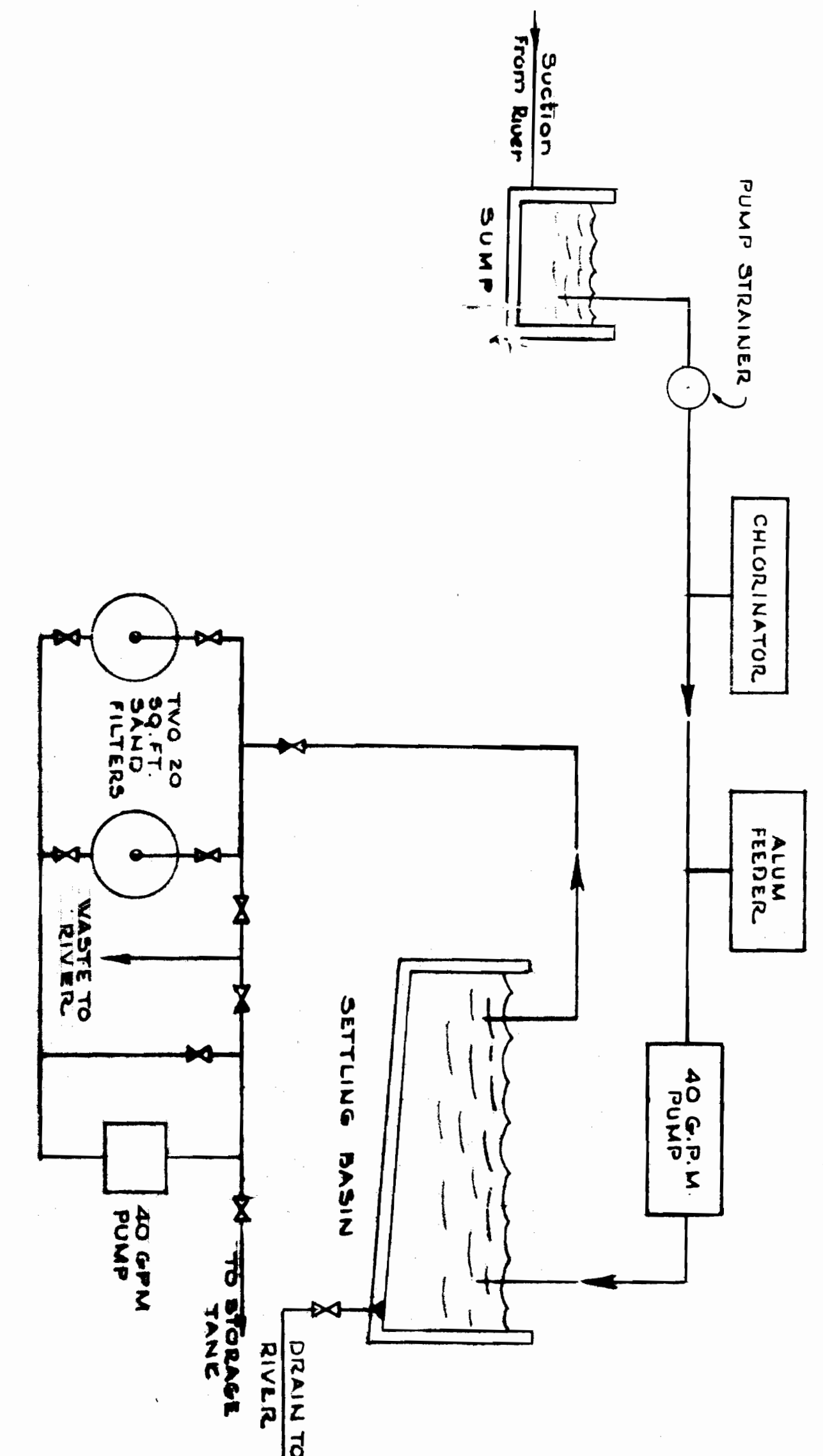


PILOT PLAN
SCALE: 1"=100'-0"




PIPING DIAGRAM
NO SCALE



REFERENCE DRAWINGS
PUMP HOUSE FOUNDATION
ARRANGEMENT OF EQUIPMENT
WATER STORAGE TANK
2000 GAL STORAGE TANK
SETTLING BASIN
STORAGE TANK BENTON CURVE
EE-1244
EE-1245
EE-1246
EE-1270
EE-1271
EE-1272
EE-1273
EE-1277

Application No. 32676
Permit No. 25800



DATE	BY	DESCRIPTION	CHKD
1-14-58	W.E.L.	Final Plan to Section Lines	J.M.L.
2-26-58	W.E.L.	Revised Plan & Piping Diagram	J.M.L.

PORTLAND GENERAL ELECTRIC CO.
PORTLAND, OREGON
PELTON RESIDENTIAL WATER SYSTEM GENERAL ARRANGEMENT
SCALE 1"=100'-0"
DATE 3-26-58
DRAWN BY P.M.V.
CHECKED BY J.M.L.
APPROVED BY W.E.L.
LICENSE NO. 12345
CE 5302