

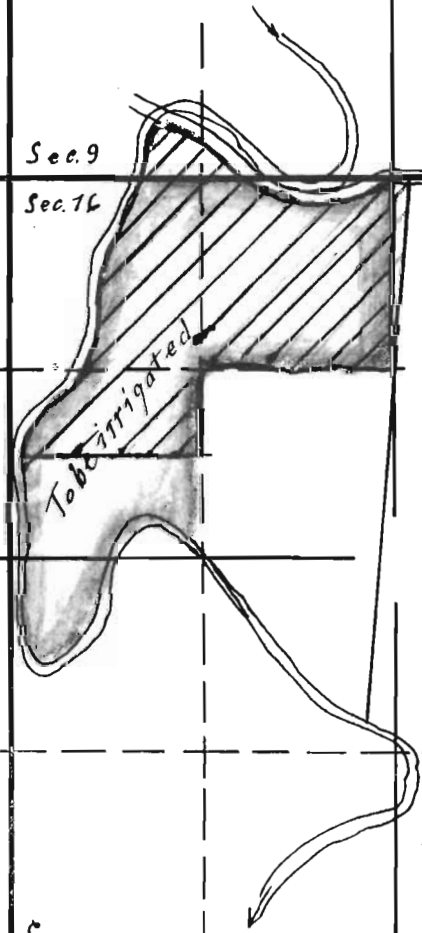
Sec. 16
R. 6th W.
D. 4th N. 043
Tp. 1 N.
R. 3 W.

N

RECEIVED
OCT 6 1933
STATE ENGINEER
SALEM, OREGON

Scale 10 chs. = 660 ft to 1 inch

Sec. 8 Sec. 9
Sec. 17 Sec. 16



E 1/4 S

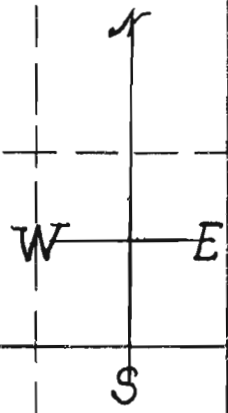
1/4 S

Submitted
10/5/33

Application No. 13751
Permit No. 9888

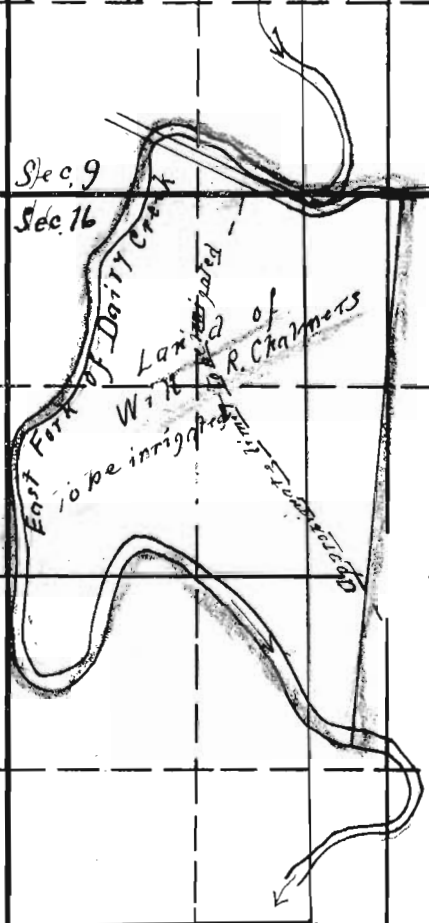
Sec. 16
R. Arthur
D.C. No. 43

Tp. 1 N.
R. 3 W.



Scale 10 chs. = 660 ft. to 1 inch

Sec. 8 Sec. 9
Sec. 17 Sec. 16



*check
snow top*

Application No. 13751
Permit No. 9888