

# 2025 Field Services Division Activities

Kim Fritz-Ogren

Jake Johnstone

June 11, 2026



# Who We Are

---



# Field Services Division at work



# Regions and Watermaster Districts 2025

- ⊕ Region office
- ⊙ District office
- District boundary
- Region boundary

## District Offices

- 1 Tillamook
- 2 Eugene
- 3 The Dalles
- 4 Canyon City
- 5 Pendleton
- 6 La Grande
- 7 Enterprise
- 8 Baker City
- 9 Vale
- 10 Burns
- 11 Bend
- 12 Lakeview
- 13 Medford
- 14 Grants Pass
- 15 Roseburg
- 16 Salem
- 17 Klamath Falls
- 18 Hillsboro
- 20 Clackamas
- 21 Condon
- 22 Salem
- 23 Milton-Freewater
- 24 Bend



# Field Services Division

- Division Administrator and Deputy Administrator
- Six Regions and Enforcement Section
- Staff positions
  - Watermasters
  - Assistant Watermasters
  - Well Inspectors
  - Compliance Specialists
  - Hydrologic Technicians
  - Administrative Assistants
  - Special contract positions

# What We Do and Why It Matters

---

# What We Do and Why It Matters



**Data  
Collection**



**Regulation &  
Distribution**



**Enforcement**



**Public Health  
& Safety**



**Reviews &  
Other Work**

# 2025 Activities

---

A snapshot of some of our work last year

# Data Collection in 2025



Collected over **1,100**  
water level  
measurements



Collected over **2,000**  
streamflow  
measurements to  
support over 260  
stream gages



Monitored and/or  
regulated for **669**  
instream water rights

# Regulation and Distribution in 2025

6,721 regulatory actions to protect senior water rights

10,302 regulatory actions in total

Over 33,000 compliance checks conducted

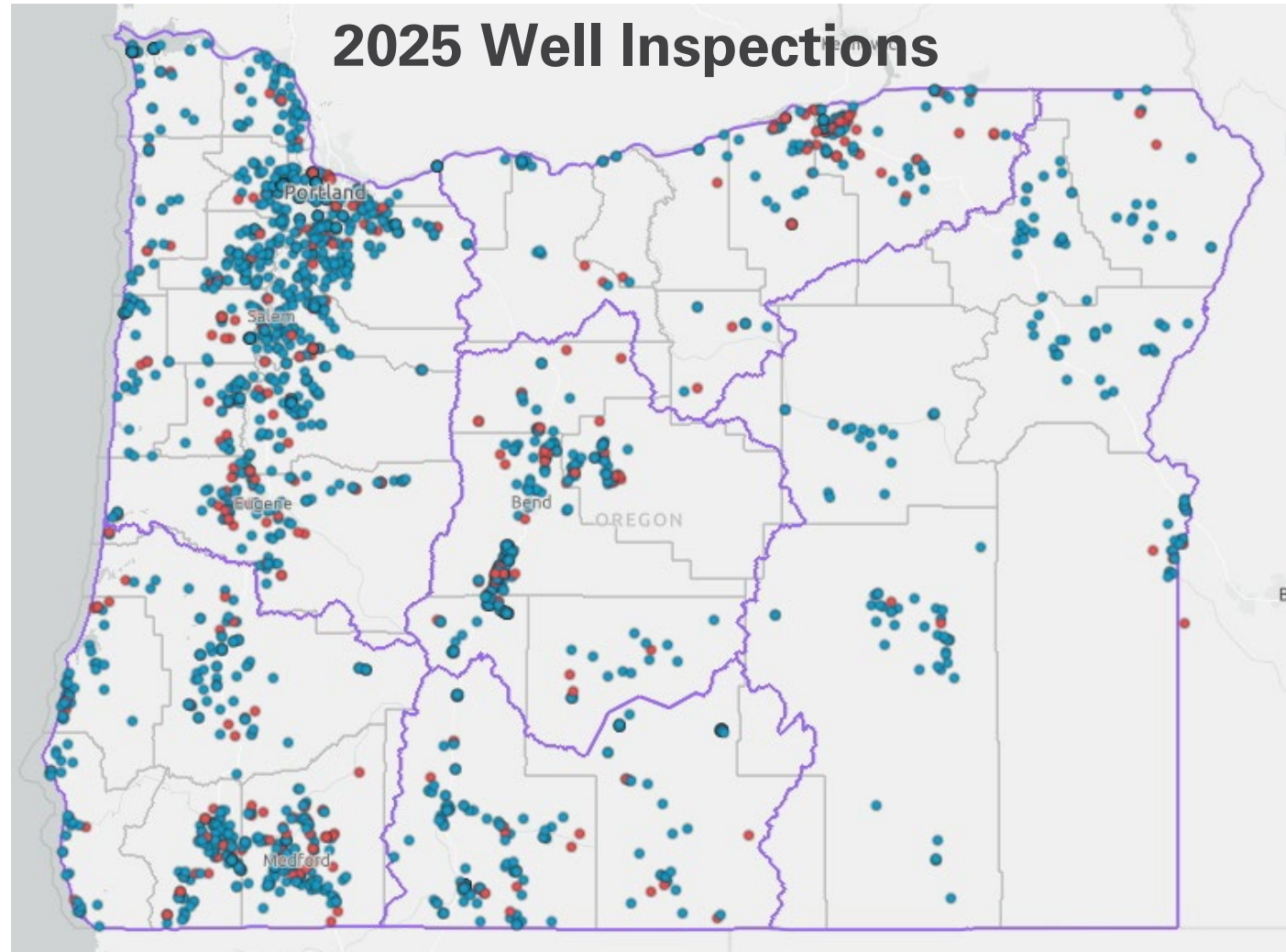
265 community-based complaints investigated

Over 1,900 investigations initiated by staff

# Public Health and Safety in 2025

In collaboration with the Well Construction Section we:

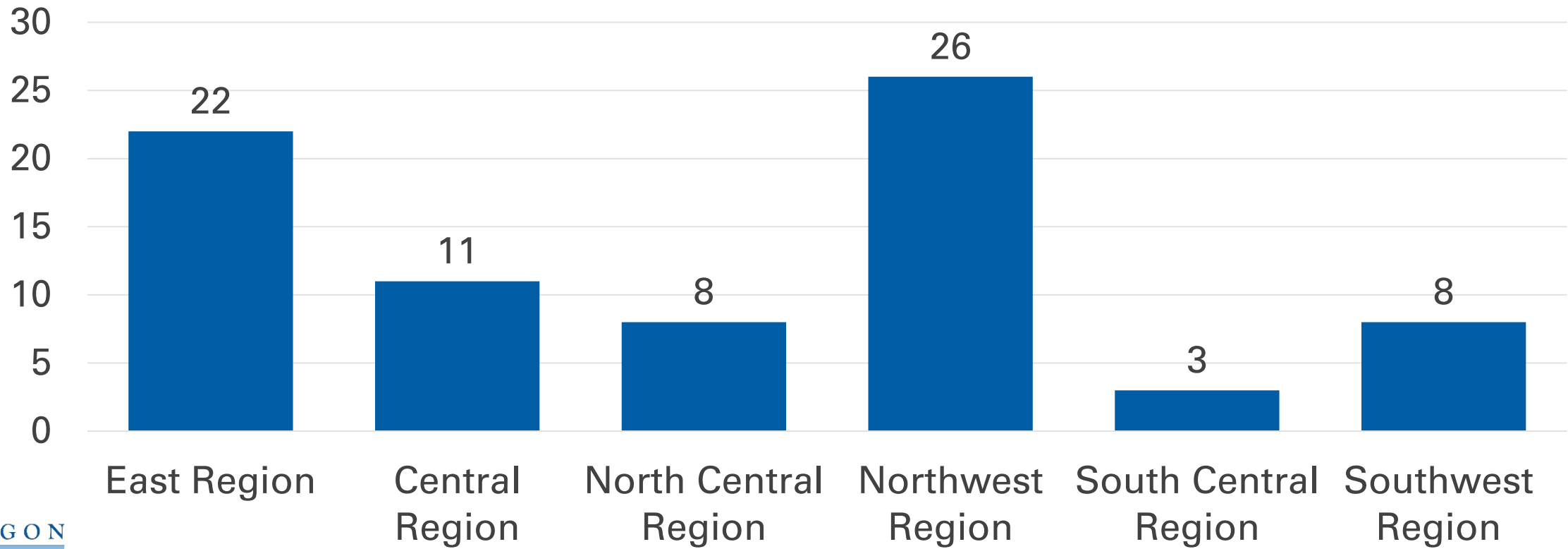
- Inspected **59% of new wells** for proper construction, with a **total of over 2,400 well inspections**.
- Reviewed **approximately 3900 well log reports**.



**Blue = completed inspection Red = attempted inspection**

# Public Health and Safety in 2025

## Low Hazard Dam Inspections Completed in 2025




*Note: Dam Safety staff conduct significant and high hazard dam inspections*

# Enforcement in 2025



605 Notices of  
Violation (NOV)



29 Measurement  
Device Notices



17 Notices of  
Assessment (NOA)

# Reviews and Other Work in 2025

## Reviews

- Water Rights transactions
- Grant applications
- Water Measurement Cost Share program
- Planning & Development
- Interagency – State and Federal

## Other Work

- Water right research
- Outreach (e.g., realtors, water users, interest groups, local governments)
- Community presentations and other outreach (e.g., School Team, water conditions)

# 2025 Highlights

---

**Example Special Projects With Measurable Impact**

# 2025 Water Use Forms Reviews

- Reviewed 184 Water Use Forms required by the Oregon Liquor and Cannabis Commission for cannabis grows.

- New applications, transfers, changes to current licenses
- Verify source of water is compliant with water law
- Sign off as part of OLCC application process
- Many involve site visits



# 2025 Water Supply Plan (WSP) Reviews

- Reviewed 144 Confined Animal Feeding Operation (CAFO) Water Supply Plans

- SB 85 (2023) – created WSP and amended 537.545
- Watermasters have 45 days to review
- WRD looks for compliance with water law
- ODA laws require completed & approved WSP for CAFO permits

\*ODA Hemp Production



**OREGON  
DEPARTMENT OF  
AGRICULTURE**

# Instream Water Right (ISWR) Monitoring in the Southwest Region

## Goals:

- Familiarize staff with their focus areas
- Inform OWRD ISWR monitoring strategy for the future

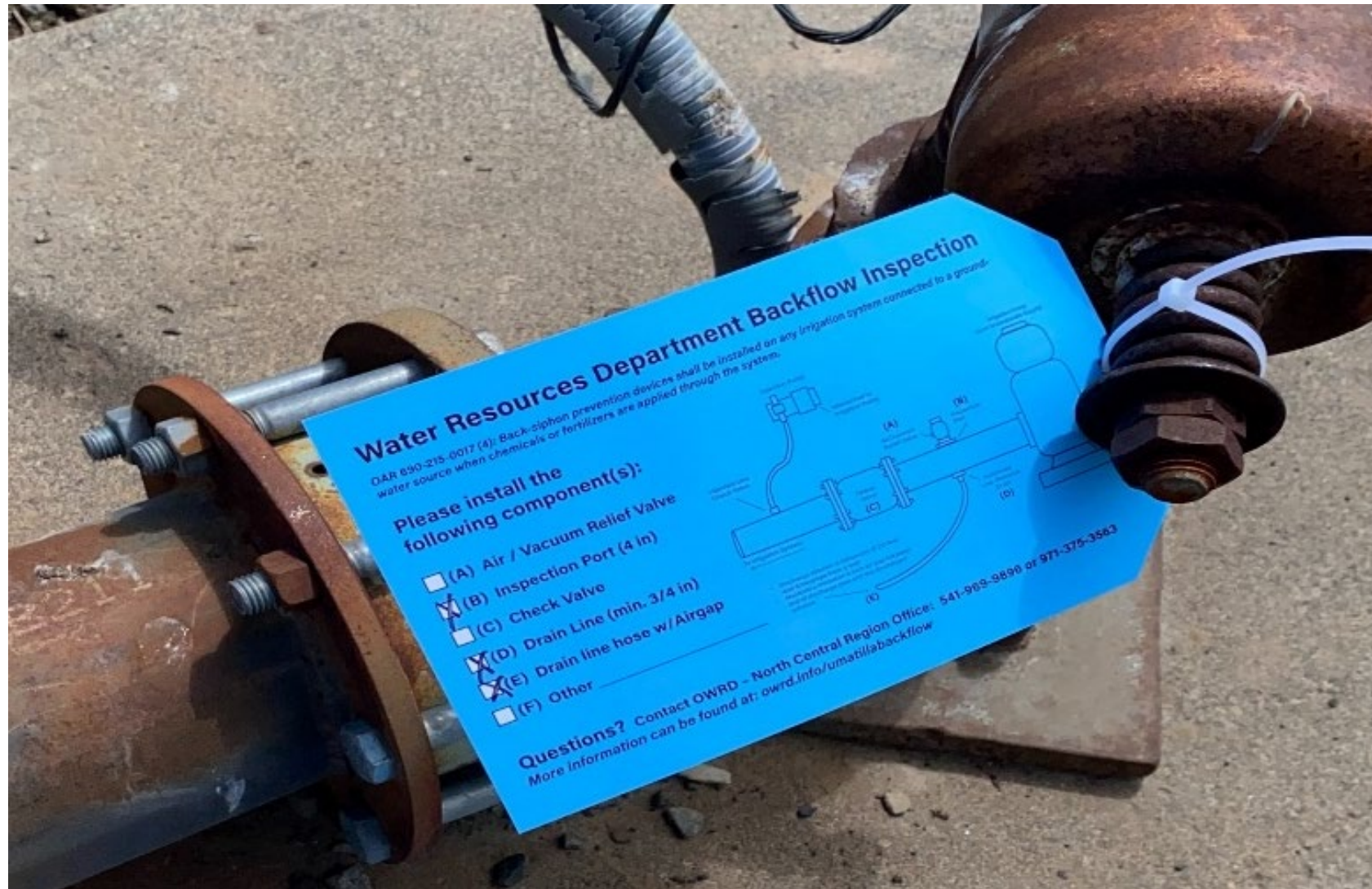


# ISWR Monitoring in the Southwest Region



- Opportunity due to new staff
- Process
  - Inventory ISWR and develop distribution lists
  - Determine measurement location
  - Measure and regulate juniors if senior right not met
- Challenges
  - Measurement location
  - Measurable amount
  - Storage season regulation in flashy systems
- 2025 Results
  - 352 of 664 ISWRs Measured
  - 56 ISWR's Regulated For
- Next Steps

# Backflow Prevention in the Lower Umatilla Groundwater Management Area



# Backflow Prevention in the Lower Umatilla Groundwater Management Area



- Over 1700 informational letters and 1 open house
- Over 750 wellhead at 660 sites inspected
- 175 sites required backflow prevention equipment
- No sites had all required components at first inspection; most did by end of irrigation season
  - 21 Notices of Violation
  - 6 Notices of Assessment

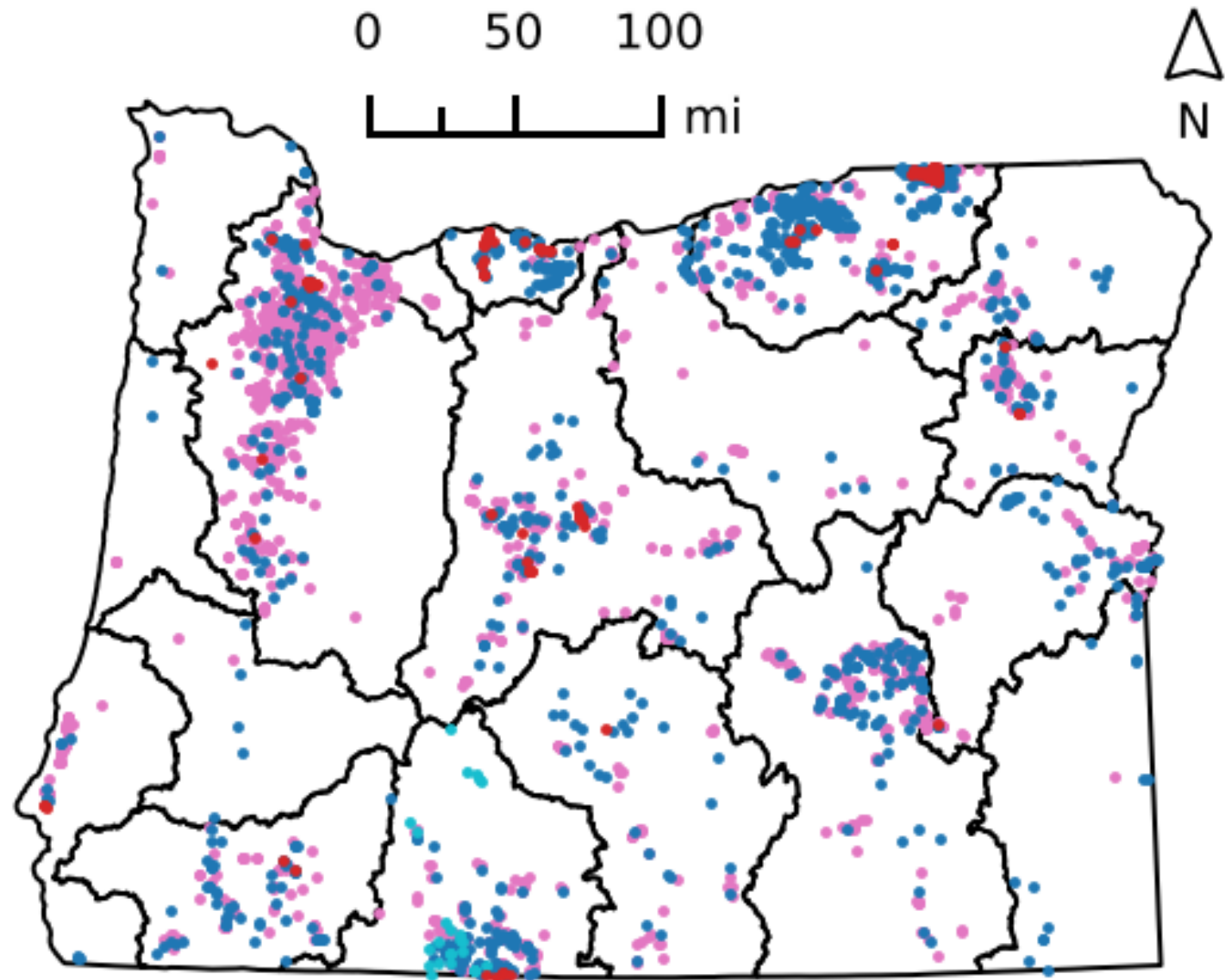
# Static Water Level Measurement and Reporting Conditions Compliance

- Included in groundwater rights since the 1990s
- Generally, measurement must be taken in spring – March or April, specified in individual water right
- Reporting frequency specified in individual water right

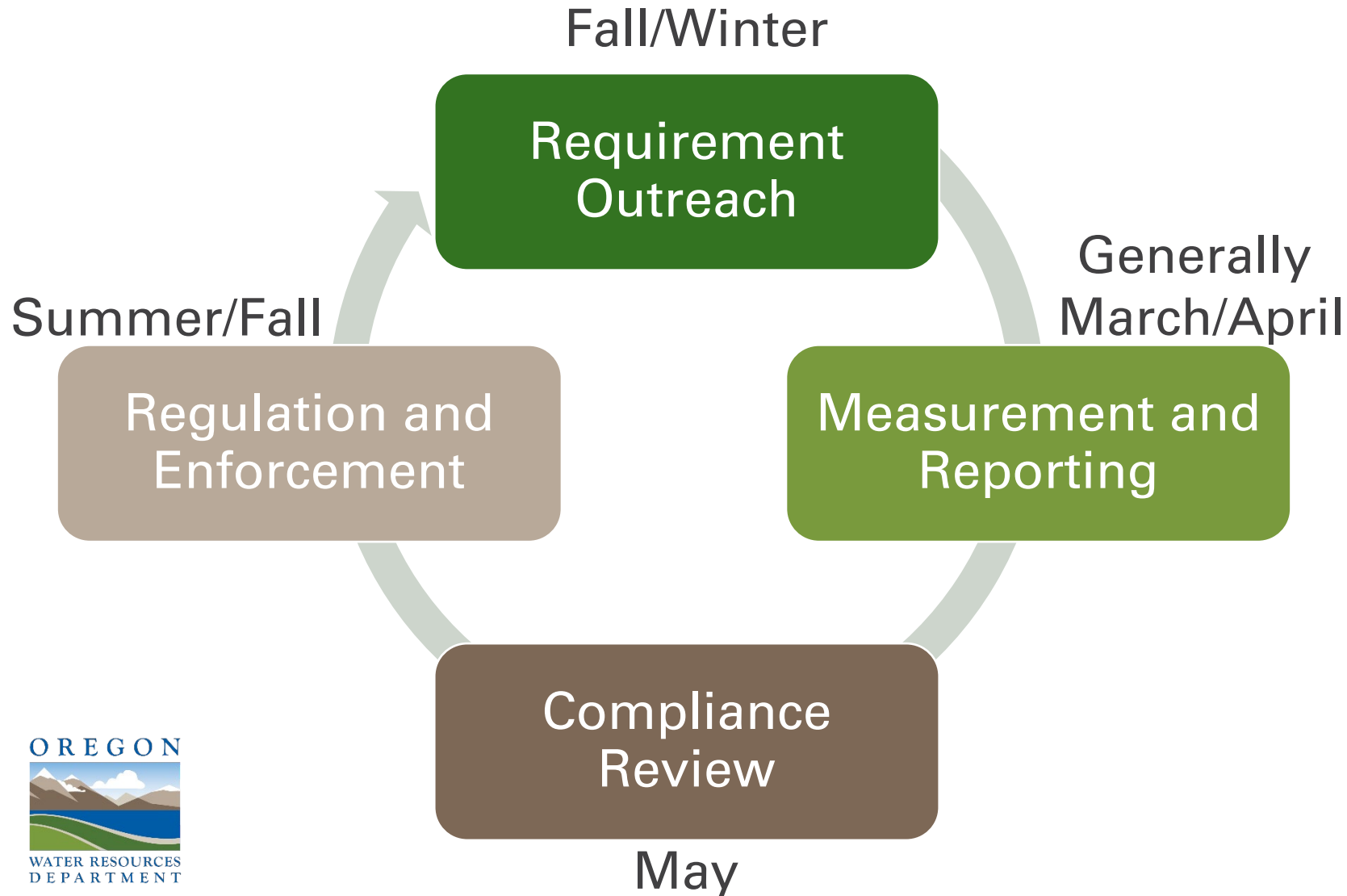


- SWL Reporting Program
- USGS
- OWRD
- Other

## Locations Where Water Level was Measured in 2025



# Static Water Level Measurement and Reporting Conditions Compliance



- Pairing outreach with follow up enforcement when no compliance
- 2025 focus on rights with no measurements reported
- 500 NOVs issued

# Ongoing Work and the Work Ahead

---

Our service to Oregonians continues...

# 2026 and Beyond

- Regulation and distribution during drought
- Water management, enforcement, and exempt use rulemaking
- Field Operations Manual update and other process updates
- Improved onboarding and other training



OREGON



WATER RESOURCES  
DEPARTMENT

# Thank you!

**Kim Fritz-Ogren**

Kim.L.Fritz-Ogren@water.Oregon.gov |  
503-509-7980

**Jake Johnstone**

Jake.D.Johnstone@water.Oregon.gov |  
971-707-0013

